




A finished cupcake!



(Don't actually eat it)




GROW

KID'S CHRISTIAN MAGAZINE
August Edition

TOPIC: HOSPITALITY

CHARACTER
CHALLENGE



CHARACTER
ACTIVITIES

FAKE
CUPCAKES
HOSPITALITY

Find out
who won
the comic
competition!

ACTIVITIES
CHALLENGES

THE

TABLE OF CONTENTS

CHALLENGES & COMPETITION... 2

CHARACTER CHALLENGE... 3-4

CHARACTER ACTIVITIES... 4-5

FAKE CUPCAKES... 6

ACTIVITIES... 7

COMIC CHALLENGE
 Prize: Legoset

1st place: Adrian & Austin Prosoth

Great comic! I've read it 3 or more times this week and never got tired of it. I like your simple but unique characters. Well done!

2nd place - Monica Brown
 Prize: \$5

Good job summarizing the story of Esther in only 8 boxes. Keep it up and next time you might get 1st place!

Reading
 Gone-Away
 lake by Elizabeth Enright

Writing
 What if your neighbours
 house was flooded and they had to lodge in your house? Write story about what you and your family would do.

ACTIVITIES

WORD WALL

DIRTY MEDIA

How many words can you make out of these letters?

Sudoku

		Z	O
		X	

Blank writing lines for student responses.

HOSPITALITY	CHRONICLE	A HOME ZI	PPS ARNA	LLGLAYN	ESBCWC	EATL CVS
HOME	PL	VAE TO	EMPIY	NEAR	BNRTA	PMSOP
HOSPITAL	OT	VAE TO	EMPIY	NEAR	BNRTA	PMSOP
CARE	HT	VAE TO	EMPIY	NEAR	BNRTA	PMSOP
MANNERS	OT	VAE TO	EMPIY	NEAR	BNRTA	PMSOP
EAT	HT	VAE TO	EMPIY	NEAR	BNRTA	PMSOP
LOVE	OT	VAE TO	EMPIY	NEAR	BNRTA	PMSOP
RESPECT	HT	VAE TO	EMPIY	NEAR	BNRTA	PMSOP
PARTY	OT	VAE TO	EMPIY	NEAR	BNRTA	PMSOP

Wordsearch

FAKE CUPCAKES

You will need:

Felt in brown, white, and bright colors.

Stuffing

Embroidery thread

Needle

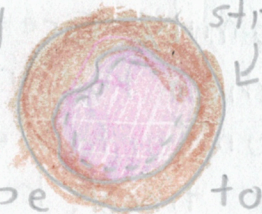
Scissors

Pins

Templates on Magazine back

1. Trace and cut out the templates. Pin the large circle onto felt in a bright color, the medium circle onto the brown felt, the small circle onto red or pink felt, and the frosting shape onto white or light pink felt. Cut out.

2. Sew the frosting shape to the cupcake shape w/running stitch



3. Now sew the cupcake shape to the middle of the cupcake case circle, making the stitches quite big. Leave a gap of about 3 cm for stuffing

4. Stuff the cupcake through the hole until it is nicely rounded, then sew up the gap.

5. Sew running stitch around the outside of the cherry shape and stuff it. Pull the thread to gather up the felt and stitch it to the middle of the frosting shape.

CHARACTER CHALLENGE

God has extended hospitality to us, inviting us into his household of faith when we were strangers. He has commanded us to show the same love for others as we open our hearts and homes to them.

Look up Luke 14: 12-14 (ESV)

Who should we invite to our "banquets"?

Why?

Look up Romans 12: 13

Contribute to the needs of the _____ and _____ to show _____

Look up Hebrews 13: 2

Do not _____ to show hospitality to _____ for thereby some have entertained _____ unawares!!

set up a "children's corner" for young guests with books, toys, pillows etc.

• Find examples of hospitality in the bible (like Rahab hosting the spies) what can you learn?

• Contrast the hospitality of Mary and Martha in Luke 10:38-42 and John 12:1-8. How did each treat her guest? How did Jesus respond?

• Practice hospitality in your own family. Greet family members when the return home, make them comfortable when they are sick or tired, keep the living area tidy and clean for them, hide a present under their pillow, serve favorite foods to them, make them breakfast in bed etc.

• Host a tea party or other event and invite your friends, classmates, and siblings. Practice good manners and hosting skills.

Look up 1 Peter 4:9

Show hospitality to

without

CHARACTER ACTIVITIES

• Make a list of activities you could use to entertain children who are visiting your home. Keep it in a handy place for quick reference.

• Make a list of ice-breaker games to play with guests who do not know each other.

• Be open to donating your room for an overnight guest. Change the sheets, pick up your room, and vacuum your floor for them.

• Make a list of things to ask and say to visitors in your church or home. Memorize it so you can recall it when you are tempted not to talk to a visitor because you don't know what to say.

• Plan and host a birthday party for one of your siblings or friends.