

# The Lamb of God

He was arrested in the garden,  
he who loved the little children,  
-yet he opened not his mouth.

Betrayed by his own follower,  
he who fed the thousands four,  
-yet he opened not his mouth.

Led like a lamb to slaughter,  
he who woke Jairus's daughter,  
-yet he opened not his mouth.

Mocked, ridiculed, and beaten,  
he who healed blind men,  
-yet he opened not his mouth.

Pilate found no guilt in him,  
he who forgave sin,  
-yet he opened not his mouth.

Carried his cross up Golgotha mount,  
he who cast the demons out,  
-yet he opened not his mouth.

Separated from his father,  
he who calmed the stormy water,  
-yet he opened not his mouth.

Jesus died for us,  
he who raised Lazarus,  
-yet he opened not his mouth.

# CROW


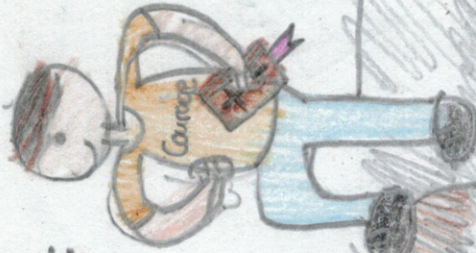
KIDS CHRISTIAN MAGAZINE

50¢ per magazine



POEM:  
The Lamb  
of God

CHARACTER  
CHALLENGE:  
Courage



HOW TO  
MAKE A  
DIFFERENCE

PROJECT:  
Make homemade  
ice cream

COURAGE  
ACTIVITIES:



## Announcements:

- Youth Group every Friday at 7:00 p.m.
- The Forge: Apologetics on Sunday 3 p.m. to 5 p.m.

- Announcements p 2
- Character challenge p 3
- Courage activities p 4
- Activities p 5
- How to make a difference p 6
- Make ice cream p 7
- The Lamb of God p 8

Give this tract to someone (See project D in Courage activities)

## Make Homemade Ice Cream

1. Combine the milk, cream, vanilla, and sugar in a bowl and mix well
2. Put the mixture in a small bag and seal it.
3. Put the bag into a larger bag and fill the larger bag with ice.

Put the

4. Pour the salt over the ice in the bag and seal it.

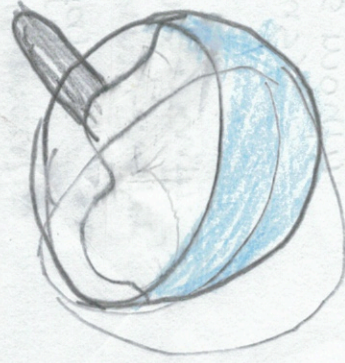
5. Wrap a dish towel around the bags and place them in a larger bag, and seal it.

6. Play catch with the bag for 10-15 mins.

7. Take the bag of ice cream out of the outer bags and enjoy!

### Materials

- 1 cup milk
- 1 cup heavy cream
- 1/4 cup sugar
- 2 tbsp vanilla
- 1 small zip-top plastic bag
- 2 large zip-top plastic bags
- Lots of ice cubes
- 1 cup table salt
- Dish towels





# HOW TO MAKE A DIFFERENCE

Here are some ideas for making your community, and even the world, a better place! Little things can have a big impact.

## Kindness Jar

Fill a jar with ideas of kind things to do.

Whenever you need an idea of a kind action to do, pick a note out of the jar.

## Stand up to Bullying

It's important to stand up to bullying, but don't put yourself in danger. Usually the best thing to do is tell an adult.

## Include Every one

Try to make sure no one's left out, especially if they're new to your class or area.

## Start a Club

You could start an after-school club. It could be a games club, a drawing club, or a soccer club.

Having a club is a way to make new friends or even share your faith!

# CHARACTER CHALLENGE

**Courage:** Steadfast in the face of fear.  
**Who wants to be a coward?** By the way, being brave doesn't mean you don't have fears; it means you don't listen to your fears.

Look up Psalm 121.

From where does help come?

Does he sleep? Yes/No (circle one)

Look up Psalm 34: 9-11

What happens when you seek the Lord?

Look up Jeremiah 29: 11

What plans does the Lord have for you?

Look up 2 Timothy 1: 7

God did not give us a spirit of \_\_\_\_\_ and \_\_\_\_\_



# Courage Activities:

Pick 2 or 3 activities from this list and then do them!

A. Write a list of the things that scare you and ask God to help you with them.

B. Pick something on the list you made in activity A and work on it.

(e.g. if you're scared of going down steep hills on a bike, go down steep hills on a bike! (But don't do anything dangerous))

C. Read biographies of courageous people (Like Gladys Aylward,

Brother Andrew, Jim and Elizabeth Elliot, August Eicher, Amy Carmichael, or Ato Desta.)

D. Give a tract or share the gospel with a non-christian friend or relative (or enemy!) Ask God to help you.

E. Mark your journal "Courage" in it. How many times did you do it? What can you learn?

# Activities:

Unscramble:

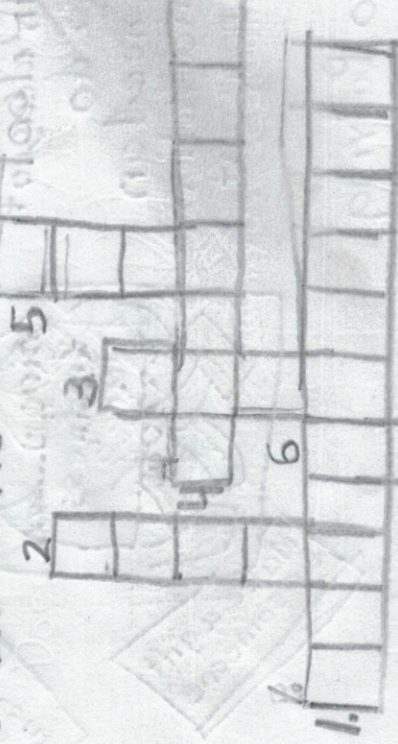
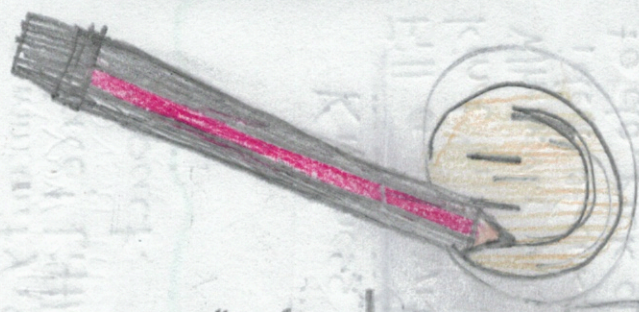
1. ROUGECA

2. ERFA

3. BILEB

4. BREARYN

5. ECASRD



# TOOL CROSSWORD

Across:

1. You use it to put in screws

4. You keep tools in it

7. Cuts and bends wire

Down:

2. Used to put in nails

3. Comes from trees

5. Used w/a hammer

6. Often used by mechanics

Sudoku

